

GRADE 8 CREATIVE ARTS

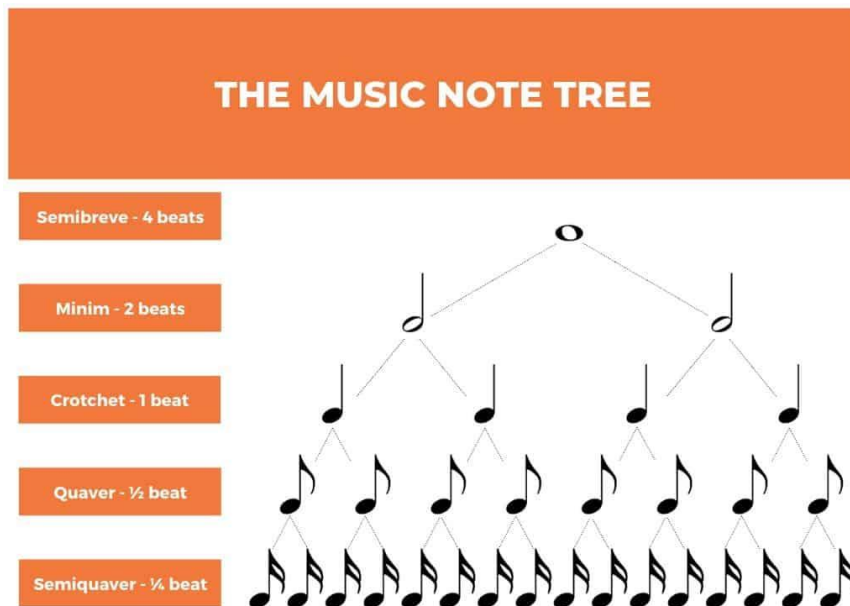
MUSIC LITERACY (THEORY)

LESSON TWO

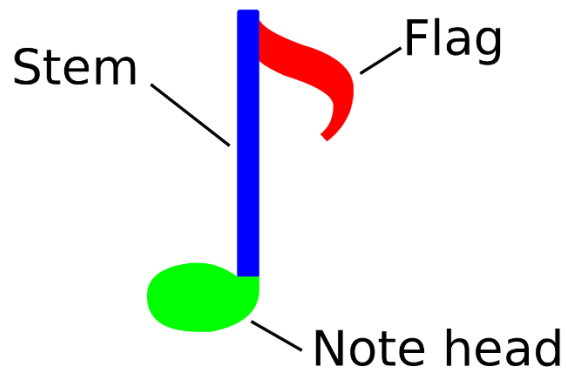
NOTE VALUES

For this lesson we will be learning about what our notes (symbols for a musical sounds) **look** like. Last week we learned about **pitch** with the treble and bass clef and we looked at our **mnemonic devices** (FACE, All Cows Eat Grass etc).

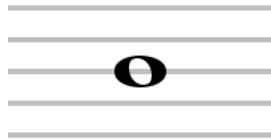
Note values deal with **duration**. Duration means how **long or how short** or notes will be held for. Below is a summary of the note values and rests (moments of silence in a piece of music) you must know for grade 8.



1. THE COMPONENTS OF A NOTE




From the picture above you can see the different components of a note. Not all notes have all these components and that is how you will tell them apart. For example, the note below is a semibreve (a note we play for 4 beats). The semibreve has no flag or stem, the note head is also not coloured in.



The minim is very similar to the semibreve. It also has a note head that is not coloured in, but it does have a stem.




The crotchet basically looks like the minim except that its note head is coloured in. It also has a stem.



The quaver is the first note value that has a flag. It has a coloured in note head, a stem and a flag.



A semiquaver looks like a quaver; it has a coloured in note head and a stem BUT it has **two** flags.



Sometimes quavers and semiquavers (which have flags) look a little bit different on the staff but don't worry! That's just because flags **beam** together when they are next to each other. If you are unsure about how many quavers/semiquavers there are, just count the note heads.

Length	Note
$\frac{1}{2}$ beat = Quaver	
$\frac{1}{4}$ beat = Semiquaver	
$\frac{1}{8}$ beat = Demisemiquaver	
$\frac{1}{16}$ beat = Hemidemisemiquaver	

Don't worry you don't need to learn the demisemiquaver or the hemidemisemiquaver. This was just a cool picture that I found, and it had them on it. But just so you can imagine, that's how quick notes can be played! Impressive right?

These note values can be put on **any** line or space in or around the staff/stave and we will still hold them for their correct durations. **PITCH AND RHYTHM ARE TWO DIFFERENT THINGS. JUST BECAUSE THE NOTE IS F AND IT'S A CROTCHET THAT DOESN'T MEAN THAT THE CROTCHET IS NOW HELD FOR 4.255549384 SECONDS. IT WILL STILL JUST BE HELD FOR ONE BEAT BECAUSE THAT'S WHAT CROTCHETS DO AND THE NOTE WILL STILL BE F IF IT'S IN AN F LINE OR SPACE.**

2. RESTS

Rests are the moments of silence that we have in a piece of music. They are split into the same names as the note values. Have a look at the picture below:

Whole rest
Semibreve rest

1



Half rest
Minim rest

1/2



Quarter rest
Crotchet rest

1/4



Eighth rest
Quaver rest

1/8



Sixteenth rest
Semiquaver rest

1/16

